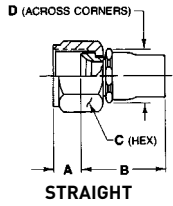
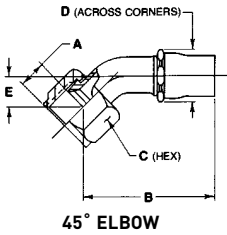


130/180 Series Flared Fittings



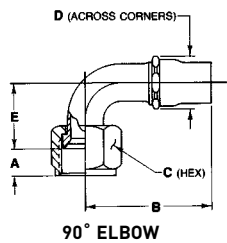
Flared Fittings - mates with AS33656 / AS4395 and AS33657 / AS4396 (straight)

Hose	S/S Fitting#	A REF	B MAX	C REF	D MAX	THREAD SIZE	MATERIAL WT (LB) REF	
							SS	ALUM
R101 -3	Y40003-9	.372	1.03	.500	.43	.3750-24	.03	NA
R180-4	Y40004-50	.372	1.05	.562	.55	.4375-20	.05	NA
R180-5	Y40005-50	.375	1.20	.625	.63	.5000-20	.07	NA
R101 -6	Y40006-9	.375	1.31	.688	.70	.5625-18	.08	.05
R101 -8	Y40008-9	.438	1.47	.875	.82	.7500-16	.14	.07
R101 -10	Y40010-9	.515	1.57	1.000	.97	.8750-14	.19	.09
R101 -12	Y40012-9	.562	1.73	1.250	1.13	1.0625-12	.29	.14
R101 -16Z	Y40016Z-9	.620	2.11	1.500	1.37	1.3125-12	.47	.23
R101 -20Z	Y40020Z-9	.620	2.26	1.812	1.69	1.6250-12	.85	.37
R101 -24Z	Y40024Z-9	.765	2.18	2.125	2.08	1.8750-12	1.11	.49



Flared Fittings - mates with AS33656 / AS4395 and AS33657 / AS4396 (45° elbow)

Hose	S/S Fitting#	A REF	B MAX	C REF	D MAX	E NOM	THREAD SIZE	MATERIAL WT (LB) REF	
								SS	ALUM
R101 -3	Y40103-12	.372	1.47	.500	.43	.328	.3750-24	.04	NA
R180-4	Y40104-50	.372	1.55	.562	.55	.347	.4375-20	.07	NA
R180-5	Y40105-50	.375	1.73	.625	.63	.410	.5000-20	.08	NA
R101 -6	Y40106-12	.375	1.89	.688	.70	.471	.5625-18	.09	.05
R101 -8	Y40108-12	.438	2.19	.875	.82	.572	.7500-16	.15	.08
R101 -10	Y40110-12	.515	2.41	1.000	.97	.643	.8750-14	.20	.10
R101 -12	Y40112-12	.562	2.75	1.250	1.13	.680	1.0625-12	.32	.16
R101 -16Z	Y40116Z-12	.620	3.35	1.500	1.37	.790	1.3125-12	.52	.25
R101 -20Z	Y40120Z-12	.620	3.87	1.812	1.69	.930	1.6250-12	.96	.32
R101 -24Z	Y40124Z-12	.765	4.54	2.125	2.08	1.052	1.8750-12	1.35	.57



Flared Fittings - mates with AS33656 / AS4395 and AS33657 / AS4396 (90° elbow)

Hose	S/S Fitting#	A REF	B MAX	C REF	D MAX	E NOM	THREAD SIZE	MATERIAL WT (LB) REF	
								SS	ALUM
R101 -3	Y40203-12	.372	1.25	.500	.43	.580	.3750-24	.04	NA
R180-4	Y40204-50	.372	1.34	.562	.55	.642	.4375-20	.07	NA
R180-5	Y40205-50	.375	1.50	.625	.63	.773	.5000-20	.08	NA
R101 -6	Y40206-12	.375	1.63	.688	.70	.862	.5625-18	.10	.05
R101 -8	Y40208-12	.438	1.89	.875	.82	1.037	.7500-16	.16	.08
R101 -10	Y40210-12	.515	2.06	1.000	.97	1.281	.8750-14	.21	.11
R101 -12	Y40212-12	.562	2.52	1.250	1.13	1.405	1.0625-12	.33	.16
R101 -16Z	Y40216Z-12	.620	3.29	1.500	1.37	1.708	1.3125-12	.53	.29
R101 -20Z	Y40220Z-12	.620	3.43	1.812	1.69	2.050	1.6250-12	1.06	.35
R101 -24Z	Y40224Z-12	.765	4.36	2.125	2.08	2.370	1.8750-12	1.45	.61

Unless otherwise specified, all dimensions are in inches.