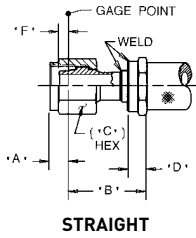
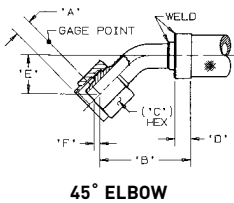


145/245 Series Flareless Fittings



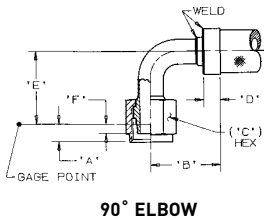
Flareless Fittings per NAS1760 - mates with AS33514, AS4375 and AS33515, AS4377 (straight)

Hose	A REF	B MAX	C REF	D REF	F REF GAGE PT	THREAD SIZE	MATERIAL WT (LB) REF SS
S145/S245-4	.320	1.25	.562	.38	.155	.4375-20	0.05
S145/S245-5	.310	1.38	.625	.38	.157	.5000-20	0.07
S145/S245-6	.326	1.38	.688	.38	.164	.5625-18	0.08
S145/S245-8	.368	1.49	.875	.38	.189	.7500-16	0.13
S145/S245-10	.396	1.71	1.000	.38	.201	.8750-14	0.20
S145/S245-12	.421	1.81	1.250	.44	.228	1.0625-12	0.39
S145/S245-16	.425	2.03	1.500	.50	.297	1.3125-12	0.52
S145/S245-20	.452	2.25	1.812	.56	.300	1.6250-12	0.74



Flareless Fittings per NAS1760 - mates with AS33514, AS4375 and AS33515, AS4377 (45° elbow)

Hose	A REF	B MAX	C REF	D REF	E NOM	F REF GAGE PT	THREAD SIZE	MATERIAL WT (LB) REF SS
S145/S245-4	.320	1.43	.562	.38	.530	.110	.4375-20	0.05
S145/S245-5	.310	1.46	.625	.38	.554	.111	.5000-20	0.08
S145/S245-6	.326	1.51	.688	.38	.580	.116	.5625-18	0.09
S145/S245-8	.368	1.75	.875	.38	.710	.134	.7500-16	0.14
S145/S245-10	.396	2.24	1.000	.38	.910	.142	.8750-14	0.22
S145/S245-12	.421	2.38	1.250	.44	.983	.161	1.0625-12	0.42
S145/S245-16	.425	2.97	1.500	.50	1.024	.210	1.3125-12	0.61
S145/S245-20	.452	3.24	1.812	.56	1.130	.212	1.6250-12	0.97



Flareless Fittings per NAS1760 - mates with AS33514, AS4375 and AS33515, AS4377 (90° elbow)

Hose	A REF	B MAX	C REF	D REF	E NOM	F REF GAGE PT	THREAD SIZE	MATERIAL WT (LB) REF SS
S145/S245-4	.320	1.04	.562	.38	.860	.155	.4375-20	0.05
S145/S245-5	.310	1.09	.625	.38	.873	.157	.5000-20	0.08
S145/S245-6	.326	1.15	.688	.38	1.010	.164	.5625-18	0.09
S145/S245-8	.368	1.33	.875	.38	1.265	.189	.7500-16	0.15
S145/S245-10	.396	1.69	1.000	.38	1.671	.201	.8750-14	0.24
S145/S245-12	.421	1.83	1.250	.44	1.840	.228	1.0625-12	0.44
S145/S245-16	.425	2.50	1.500	.50	2.030	.297	1.3125-12	0.68
S145/S245-20	.452	2.84	1.812	.56	2.340	.300	1.6250-12	1.02